


Rigitone Climafit 10



- best thermal conductivity > 0,52 W/(m x K) for graphite modified Plasterboards



- standard with acoustic tissue for best acoustic performance





- variety of jointless patterns in modern design



- for fast and economic installation in a system with Fix Jointfilling and adhesive technique

| | |
|------------------------|--|
| Characteristics | Rigitone Climafit boards are composed of a graphite-modified gypsum board from reprocessing. The special feature is the very good thermal conductivity with > 0.5 W/(m x K). |
| Application | Thanks to their excellent acoustic and thermal conductive properties, it is used as planking of high performance air conditioning systems with simultaneous improvement of the room acoustics. |
| Installation | Rigitone Climafit boards are installed according to the Rigips installation leaflet and DIN 18181. |

Technical data

| | | | | | | |
|--|---|---|--------|------|---------------------|--|
| Type | Plasterboards from reprocessing | | | | as per DIN EN 14190 | |
| | non-combustible European Classification: A2-s1, d0 (C.4) | | | | as per DIN EN 14190 | |
| Edge profile | Longitudinal edges |  | SK | | | |
| | designed for filling of joints with Rigips VARIO joint filler, Rigitone Mix or for gluing with jointing compound 63 | | | | | |
| Edge profile | Transverse edges |  | SK | | | |
| Dimensions | Nominal thickness | 10 | [mm] | | | |
| | Width x Length | For possible dimensions please consult our delivery program | | | | |
| | Dimensional tolerances | Thickness | ±0.5 | [mm] | | |
| | | Width | ±1.0 | [mm] | | |
| Length | | +1/-1.5 | [mm] | | | |
| Squareness: dimensional deviation from diagonal | | ≤ 1 | [mm/m] | | as per DIN EN 520 | |



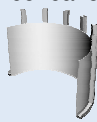

The information in this publication is based on our current technical knowledge and experience. In view of the many factors that may affect processing and application of our products, these data do not relieve the users of our products from the responsibility of carrying out their own inspections and tests, as they only represent general guidelines. They neither do imply any legally binding assurance of certain properties or of suitability for a particular application. It is the responsibility of those to whom we supply our products to ensure that any proprietary rights and existing laws and regulations are observed. We reserve the right to modifications in the interests of technical advancement without prior notice.

Rigitone Climafit 10

| Rigitone Climafit 10 | | | | | |
|----------------------|---|--|----------------------|---|---------------------|
| Plasterboard marking | On rear side | no mark (Rigitone Climafit is as usual laminated with an acoustic tissue on the back) | | | |
| | Edge marking | Rigitone Climafit ORIGINAL RIGIPS KLEBEFUGE (exception for: 8-15-20 Super R, 12-20-35 R → ORIGINAL RIGIPS) Rigitone Climafit ORIGINAL RIGIPS SPACHTELFUGE* (exception for: 8-15-20 Super R, 12-20-35 R → ORIGINAL RIGIPS) One board side is marked with a chalk line. The chalk line indicates the installation direction. | | | |
| | Pallet label | The marking on the pallet label contains: - installation technique: with filling or adhesive joint - order No. - dimension - manufacturing date - CE-marking - A2-s1,d0 (C.4) | | | |
| Hole patterns | Square perforation | 8/18 Q; 12/25 Q | | | |
| | Round perforation | 6/18 R; 8/18 R | | available on request: 10/23 R; 12/25 R; 15/30 R | |
| | Offset round perforation | | | available on request: 12-20/66 R | |
| | Scattered perforation | 8-15-20 super R | | available on request: 8-15-20 R; 12-20-35 R | |
| Weight | Weight per unit area | ca. 6.5-8.5 | [kg/m ²] | depends on the pattern | as per DIN 18180 |
| | Apperent density | ca. 850 | [kg/m ³] | unperforated | as per DIN 18180 |
| Heat | Thermal conductivity λ_R | ≥ 0.66 | [W/(m x K)] | | as per DIN EN 12664 |
| | Thermal conductivity $\lambda_{10, dry}$ | ≥ 0.52 | [W/(m x K)] | | as per DIN EN 12664 |
| | Thermal threshold stress (long term load) | max. 50 | [°C] | short-term load 60°C | |
| Humidity | Dilatation due to changing of relative humidity by 30% (20°C) | 0.015 | [%] | | |
| | Strength of shape | max. 80% rel. humidity | [%] | unperforated | |
| | | max. 70% rel. humidity | [%] | perforated | |
| Acoustic | Acoustic properties | according to ISO 345 | | | |
| | Acoustic tissue (lightgrey) | ca. 50 | [g/m ²] | paperbased | |
| | Percent of perforation | 8-23 | [%] | depends to the pattern | |

The information in this publication is based on our current technical knowledge and experience. In view of the many factors that may affect processing and application of our products, these data do not relieve the users of our products from the responsibility of carrying out their own inspections and tests, as they only represent general guidelines. They neither do imply any legally binding assurance of certain properties or of suitability for a particular application. It is the responsibility of those to whom we supply our products to ensure that any proprietary rights and existing laws and regulations are observed. We reserve the right to modifications in the interests of technical advancement without prior notice.

Rigitone Climafit 10

| Bending radii | dry | | wet | | | |
|--------------------------|---|---|--|---|---------|------|
| | concave | convex | concave | convex | | |
| Round perforation |  |  |  |  | ≤ 2,500 | [mm] |
| Offset round perforation | ≤ 2,500 | ≤ 2,500 | ≤ 2,000 | ≤ 2,000 | ≤ 2,000 | [mm] |
| Square perforation | ≤ 2,500 | ≤ 2,500 | ≤ 1,500 | ≤ 1,500 | ≤ 1,500 | [mm] |
| Scattered perforation | ≤ 2,500 | ≤ 2,500 | ≤ 2,000 | ≤ 2,500 | ≤ 2,500 | [mm] |
| Load | Max. load for perforated boards | ≤ 3 | [kg/m ²] | | | |
| Sign | The values given in this product data sheet solely describe the performance characteristics of the products. Rigips-Systems also have far-reaching structural-physical and static properties, which can be found in our system documentation (e.g. Planen und Bauen). | | | | | |

The information in this publication is based on our current technical knowledge and experience. In view of the many factors that may affect processing and application of our products, these data do not relieve the users of our products from the responsibility of carrying out their own inspections and tests, as they only represent general guidelines. They neither do imply any legally binding assurance of certain properties or of suitability for a particular application. It is the responsibility of those to whom we supply our products to ensure that any proprietary rights and existing laws and regulations are observed. We reserve the right to modifications in the interests of technical advancement without prior notice.