



Rigips Die Harte 12,5



- sound protection values up to 67 dB
- improvement of sound protection – up to 2 dB higher values than usual market levels
- Brinell hardness approx. 10% higher than usual market levels
- structural fire protection up to F 180-A
- Special impact resistance
- easy load fastening
- bendable for wall and ceiling structures
- easy to handle
- high durability of constructions
- good ecological balance

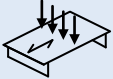

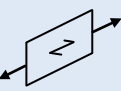
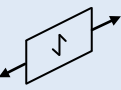
| | |
|------------------------|---|
| Characteristics | Rigips Die Harte is a special, 12,5 mm thick sound protection and fire protection plasterboard with high density gypsum core encased in cardboard and a hard board surface. |
| Application | Rigips Die Harte is ideal for using in wall areas where high impact resistance is necessary, e.g. in kindergartens, schools or hospitals. |
| Installation | According to the Rigips application guidance |

Technical data

| | | | |
|-----------------------------------|--|---|------------|
| Type | Gypsum plasterboard type DFIR | as per DIN EN 520 | |
| | Gypsum plasterboard GKF | as per DIN 18180 | |
| | non-combustible | | |
| | European Classification: A2-s1, d0 (B) | as per DIN EN 520 | |
| Edge profile | Longitudinal edges |  Vario | |
| | | Designed for filling of joints with Rigips VARIO joint filler, either with or without reinforcing strips. | |
| | Transverse edges |  SKF | |
| Dimensions | Nominal thickness | 12.5 [mm] | |
| | Width x Lengths | For possible dimensions please consult our delivery programme. Special lengths (intermediate sizes, overlength) and sheet cutting possible - delivery time on request. | |
| | Dimensional tolerances | Thickness | ±0.5 [mm] |
| | | Width | +0/-4 [mm] |
| Length | | +0/-5 [mm] | |
| Squareness: deviation per m width | | ≤ 2.5 [mm/m] | |
| | | as per DIN EN 520 | |

The information in this publication is based on our current technical knowledge and experience. In view of the many factors that may affect processing and application of our products, these data do not relieve the users of our products from the responsibility of carrying out their own inspections and tests, as they only represent general guidelines. They neither do imply any legally binding assurance of certain properties or of suitability for a particular application. It is the responsibility of those to whom we supply our products to ensure that any proprietary rights and existing laws and regulations are observed. We reserve the right to modifications in the interests of technical advancement without prior notice.

Rigips Die Harte 12,5

| Rigips Die Harte 12,5 | | | | |
|--|---|--|---|---------------------------------------|
| Plasterboard marking | On rear side | The marking in longitudinal direction in red contains: <ul style="list-style-type: none"> - RIGIPS Die Harte 12,5 - CE-symbol - DIN EN 520: type DFIR - DIN 18180: GKF - A2-s1, d0 (B) - Production date and/or shift number Generally, together with the lettering, a row of dots mark the board centre within a strip of ca. 5 cm width (position of the metal stud sections for walls). | | |
| | On front side | To ease installation, the board centre is marked with the letters RF which are 3-5mm high and located at a distance of about 250 mm (screw spacing) from each other. The position tolerance of the marking from the board centre is ± 2 cm max. | | |
| | Edge marking | „RIGIPS DIE HARTE 12,5“ at the longitudinal edge in red | | |
| Weight | Weight per unit area | $\geq 12.85 (\pm 0,25)$ | [kg/m ²] | |
| | Apperent densitiy | ca. 1030 | [kg/m ³] | |
| Strengths | Breaking load | \perp perpendicular to direction of manufacture in longitudinal direction of the board |  | as per DIN EN 520 as per DIN 18180 |
| | | ≥ 725 | \perp [N] | |
| | ≥ 300 | \parallel [N] | | |
| | \parallel parallel to direction of manufacture in transverse direction of the board |  | as per DIN EN 520 as per DIN 18180 | |
| | Improved core cohesion at high temperature | passed | | as per DIN EN 520 |
| | Bending tensile strength | ≥ 8.1 | \perp [N/mm ²] | |
| | | ≥ 3.4 | \parallel [N/mm ²] | |
| Modulus of elasticity | ≥ 4500 | \perp [N/mm ²] | as per DIN 18180 | |
| | ≥ 3500 | \parallel [N/mm ²] | as per DIN 18180 | |
| Surface hardness as per Brinell | 30 (± 3) | [N/mm ²] | as per DIN EN 13279-2 | |
| Compressive strength vertical to the surface | 10-15 | [N/mm ²] | | |
| Tensile strength | 1.8-2.5 | [N/mm ²] |  | |
| | in longitudinal direction of the board | | | |
| | 1.0-1.2 | [N/mm ²] |  | |
| | in transverse direction of the board | | | |

The information in this publication is based on our current technical knowledge and experience. In view of the many factors that may affect processing and application of our products, these data do not relieve the users of our products from the responsibility of carrying out their own inspections and tests, as they only represent general guidelines. They neither do imply any legally binding assurance of certain properties or of suitability for a particular application. It is the responsibility of those to whom we supply our products to ensure that any proprietary rights and existing laws and regulations are observed. We reserve the right to modifications in the interests of technical advancement without prior notice.

Rigips Die Harte 12,5

| | | | | | |
|----------|---|----------------------|--|--|-------------------|
| | Shear strength | NPD | [N] | connection between board and substructure | as per DIN EN 520 |
| | Shear strength | 3.0-4.5 2.5-4.0 | [N/mm ²] [N/mm ²] | vertical to surface parallel to surface | |
| Heat | Thermal conductivity λ_R | 0.25 | [W/(m x K)] | | as per DIN EN 520 |
| | Thermal expansion coefficient at 60% RH | 0.013-0.020 | [mm/(m x K)] | | |
| | Thermal threshold stress (long-term load) | max. 50 | [°C] | short-term load 60°C | |
| Humidity | Vapour diffusion resistance factor μ | dry 10 wet 4 | [-] [-] | | as per DIN EN 520 |
| | Diffusion equivalent air layer thickness s_d | dry 0.13 wet 0.05 | [m] [m] | | as per DIN 4108 |
| | Dilatation due to changing of relative humidity by 30% (20°C) | 0.015 | [%] | | |
| Sign | The values given in this product data sheet solely describe the performance characteristics of the products. Rigips-Systems also have far-reaching structural-physical and static properties, which can be found in our system documentation (e.g. Planen und Bauen). | | | | |

The information in this publication is based on our current technical knowledge and experience. In view of the many factors that may affect processing and application of our products, these data do not relieve the users of our products from the responsibility of carrying out their own inspections and tests, as they only represent general guidelines. They neither do imply any legally binding assurance of certain properties or of suitability for a particular application. It is the responsibility of those to whom we supply our products to ensure that any proprietary rights and existing laws and regulations are observed. We reserve the right to modifications in the interests of technical advancement without prior notice.