


## Rigips Die Dicke RF 25



- up to 40 % faster installation due to one layer construction



- high stability for higher cantilever loads, ideal for installation walls






- handy size, very easy to transport



- high durability of constructions
- good ecological balance

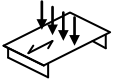
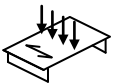
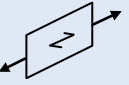
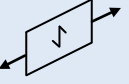
<b>Characteristics</b>	Rigips Die Dicke RF 25 (fire protection boards) are made of a special, reinforced gypsum core encased in cardboard. Therefore, they are especially suited for use in fire protection constructions.
<b>Application</b>	Rigips Die Dicke RF 25 (fire protection boards) are an ideal solution to build up drywalls, installation walls, suspended ceilings, sloping ceilings and many other applications.
<b>Installation</b>	According to the Rigips application guidance

### Technical data

<b>Type</b>	Gypsum plasterboard type DFR				as per DIN EN 520	
	Gypsum plasterboard GKF				as per DIN 18180	
<b>Edge profile</b>	Longitudinal edges		Vario			
	Designed for filling of joints with Rigips VARIO joint filler, either with or without reinforcing strips.					
<b>Dimensions</b>	Transverse edges		SK		SKF	
	Nominal thickness	25	[mm]			
<b>Dimensions</b>	Width x Lengths	For possible dimensions please consult our delivery programme. Special lengths (intermediate sizes, overlength) and sheet cutting possible - delivery time on request.				
	Dimensional tolerances	Thickness	±1.0	[mm]		
		Width	+0/-4	[mm]		
		Length	+0/-5	[mm]		
Squareness: deviation per m width		≤ 2.5	[mm/m]		as per DIN EN 520	

The information in this publication is based on our current technical knowledge and experience. In view of the many factors that may affect processing and application of our products, these data do not relieve the users of our products from the responsibility of carrying out their own inspections and tests, as they only represent general guidelines. They neither do imply any legally binding assurance of certain properties or of suitability for a particular application. It is the responsibility of those to whom we supply our products to ensure that any proprietary rights and existing laws and regulations are observed. We reserve the right to modifications in the interests of technical advancement without prior notice.

## Rigips Die Dicke RF 25

Rigips Die Dicke RF 25				
Plasterboard marking	On rear side	The marking in longitudinal direction in red contains:		
		<ul style="list-style-type: none"> <li>- RIGIPS Die Dicke 25</li> <li>- CE-symbol</li> <li>- DIN EN 520: type DFR</li> <li>- DIN 18180: GKF</li> <li>- A2-s1, d0 (B)</li> <li>- Production date and/or shift number</li> </ul>		
	Edge marking	„RIGIPS DIE DICKE 25“ at the longitudinal edge in red		
Weight	Weight per unit area	≥ 20	[kg/m <sup>2</sup> ]	as per DIN 18180
	Apperent densitiy	≥ 800	[kg/m <sup>3</sup> ]	as per DIN EN 520
Strengths	Breaking load	⊥ perpendicular to direction of manufacture in longitudinal direction of the board		as per DIN 18180
		≥ 1450      ⊥ [N] ≥ 600           [N]		
	parallel to direction of manufacture in transverse direction of the board		as per DIN 18180	
				
	Improved core cohesion at high temperature	passed		as per DIN EN 520
	Bending tensile strength	≥ 4.1	⊥ [N/mm <sup>2</sup> ] ≥ 1.7         [N/mm <sup>2</sup> ]	
	Modulus of elasticity	≥ 2500	⊥ [N/mm <sup>2</sup> ] ≥ 2000       [N/mm <sup>2</sup> ]	
	Compressive strength vertical to the surface	5-10	[N/mm <sup>2</sup> ]	
	Tensile strength	1.8-2.5	[N/mm <sup>2</sup> ]	
		in longitudinal direction of the board		
		1.0-1.2	[N/mm <sup>2</sup> ]	
		in transverse direction of the board		
	Shear strength	NPD	[N]	connection between board and substructure
	Shear strength	3.0-4.5	[N/mm <sup>2</sup> ]	vertical to surface
		2.5-4.0	[N/mm <sup>2</sup> ]	parallel to surface

The information in this publication is based on our current technical knowledge and experience. In view of the many factors that may affect processing and application of our products, these data do not relieve the users of our products from the responsibility of carrying out their own inspections and tests, as they only represent general guidelines. They neither do imply any legally binding assurance of certain properties or of suitability for a particular application. It is the responsibility of those to whom we supply our products to ensure that any proprietary rights and existing laws and regulations are observed. We reserve the right to modifications in the interests of technical advancement without prior notice.

## Rigips Die Dicke RF 25

Heat	Thermal conductivity $\lambda_R$	0.25	[W/(m x K)]	as per DIN EN 520
	Thermal expansion coefficient at 60% RH	0.013-0.020	[mm/(m x K)]	
	Thermal threshold stress (long-term load)	max. 50	[°C]	short-term load 60°C
Humidity	Vapour diffusion resistance factor $\mu$	dry 10 wet 4	[-] [-]	as per DIN EN 520
	Diffusion equivalent air layer thickness $s_d$	dry 0.25 wet 0.10	[m] [m]	as per DIN 4108
	Dilatation due to changing of relative humidity by 30% (20°C)	0.015	[%]	
Sign	The values given in this product data sheet solely describe the performance characteristics of the products. Rigips-Systems also have far-reaching structural-physical and static properties, which can be found in our system documentation (e.g. Planen und Bauen).			

The information in this publication is based on our current technical knowledge and experience. In view of the many factors that may affect processing and application of our products, these data do not relieve the users of our products from the responsibility of carrying out their own inspections and tests, as they only represent general guidelines. They neither do imply any legally binding assurance of certain properties or of suitability for a particular application. It is the responsibility of those to whom we supply our products to ensure that any proprietary rights and existing laws and regulations are observed. We reserve the right to modifications in the interests of technical advancement without prior notice.