

Rigips Rigicell 10



- flexible and space saving
- individual room layout



- extended durability
- excellent ecobalance





- agreeable inside air humidity
- recommended by the IBR Rosenheim



- cost-effective due to short construction time
- no long drying times

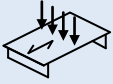
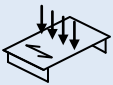
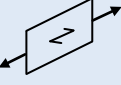
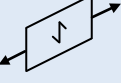
Characteristics	Rigips Bauplatten (plasterboards) are made of a special gypsum core encased in cardboard.
Application	Rigips Bauplatten (plasterboards) are an ideal solution to build up drywalls, installation walls, suspended ceilings, sloping ceilings and many other applications.
Installation	According to the Rigips application guidance

Technical data

Type	Gypsum plasterboard type A	as per DIN EN 520	
	Gypsum plasterboard GKB	as per DIN 18180	
	non-combustible	as per	
	European Classification: A2-s1, d0 (B)	DIN EN 520	
Edge profile	Longitudinal edges	 HRK	
		Designed for filling of joints with Rigips VARIO joint filler, either with or without reinforcing strips.	
	Transverse edges	 SKF	
Dimensions	Nominal thickness	10 [mm]	
	Width x Lengths	For possible dimensions please consult our delivery programme. Special lengths (intermediate sizes, overlength) and sheet cutting possible - delivery time on request.	
	Dimensional tolerances	Thickness	±0.5 [mm]
		Width	+0/-4 [mm]
Length		+0/-5 [mm]	
Squareness: deviation per m width		≤ 2.5 [mm/m]	
		as per DIN EN 520	

The information in this publication is based on our current technical knowledge and experience. In view of the many factors that may affect processing and application of our products, these data do not relieve the users of our products from the responsibility of carrying out their own inspections and tests, as they only represent general guidelines. They neither do imply any legally binding assurance of certain properties or of suitability for a particular application. It is the responsibility of those to whom we supply our products to ensure that any proprietary rights and existing laws and regulations are observed. We reserve the right to modifications in the interests of technical advancement without prior notice.

Rigips Rigicell 10

Rigips Rigicell 10					
Plasterboard marking	On rear side	The marking in longitudinal direction in blue contains:			
		<ul style="list-style-type: none"> - Rigicell 10 - CE-symbol - DIN EN 520: type A - DIN 18180: GKB - A2-s1, d0 (B) - Production date and/or shift number 			
	Edge marking	„RIGICELL 10“ at the longitudinal edge in blue			
Weight	Weight per unit area	≥ 6.8	[kg/m ²]	as per DIN 18180	
	Apperent densitiy	≥ 685	[kg/m ³]	as per DIN EN 520	
Strengths	Breaking load	⊥ perpendicular to direction of manufacture in longitudinal direction of the board			as per DIN EN 520 as per DIN 18180
		≥ 430	⊥ [N]		
	≥ 168	[N]			
	parallel to direction of manufacture in transverse direction of the board				as per DIN EN 520 as per DIN 18180
	Bending tensile strength	≥ 7.5	⊥ [N/mm ²]		
		≥ 2.9	[N/mm ²]		
	Modulus of elasticity	≥ 2500	⊥ [N/mm ²]		
		≥ 2000	[N/mm ²]		
	Compressive strength vertical to the surface	5-10	[N/mm ²]		
	Tensile strength	1.8-2.5	[N/mm ²]		
		in longitudinal direction of the board			
		1.0-1.2	[N/mm ²]		
	in transverse direction of the board				
	Shear strength	NPD	[N]	connection between board and substructure	as per DIN EN 520
	Shear strength	3.0-4.5	[N/mm ²]	vertical to surface	
		2.5-4.0	[N/mm ²]	parallel to surface	

The information in this publication is based on our current technical knowledge and experience. In view of the many factors that may affect processing and application of our products, these data do not relieve the users of our products from the responsibility of carrying out their own inspections and tests, as they only represent general guidelines. They neither do imply any legally binding assurance of certain properties or of suitability for a particular application. It is the responsibility of those to whom we supply our products to ensure that any proprietary rights and existing laws and regulations are observed. We reserve the right to modifications in the interests of technical advancement without prior notice.

Rigips Rigicell 10

Heat	Thermal conductivity λ_R	0.25	[W/(m x K)]	as per DIN EN 520
	Thermal expansion coefficient at 60% RH	0.013-0.020	[mm/(m x K)]	
	Thermal threshold stress (long-term load)	max. 50	[°C]	short-term load 60°C
Humidity	Vapour diffusion resistance factor μ	dry 10 wet 4	[-] [-]	as per DIN EN 520
	Diffusion equivalent air layer thickness s_d	dry 0.10 wet 0.04	[m] [m]	as per DIN 4108
	Dilatation due to changing of relative humidity by 30% (20°C)	0.015	[%]	
Sign	The values given in this product data sheet solely describe the performance characteristics of the products. Rigips-Systems also have far-reaching structural-physical and static properties, which can be found in our system documentation (e.g. Planen und Bauen).			

The information in this publication is based on our current technical knowledge and experience. In view of the many factors that may affect processing and application of our products, these data do not relieve the users of our products from the responsibility of carrying out their own inspections and tests, as they only represent general guidelines. They neither do imply any legally binding assurance of certain properties or of suitability for a particular application. It is the responsibility of those to whom we supply our products to ensure that any proprietary rights and existing laws and regulations are observed. We reserve the right to modifications in the interests of technical advancement without prior notice.